

Copper-Promoted Sulfenylation of sp^2 C–H Bonds

Ly Dieu Tran, Ilya Popov, and Olafs Daugulis*

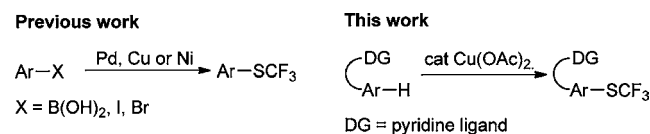
Department of Chemistry, University of Houston, Houston, Texas 77204-5003, United States

S Supporting Information

ABSTRACT: An auxiliary-assisted, copper catalyzed or promoted sulfenylation of benzoic acid derivative β -C–H bonds and benzylamine derivative γ -C–H bonds has been developed. The method employs disulfide reagents, copper(II) acetate, and DMSO solvent at 90–130 °C. Application of this methodology to the direct trifluoromethylsulfenylation of C–H bonds was demonstrated.

Aryl trifluoromethyl sulfides are important pharmaceuticals and agrochemicals.¹ The introduction of trifluoromethylthio group into arenes leads to the increase of lipophilicity, thus enhancing bioavailability.^{1,2} Moreover, aryl trifluoromethyl sulfides are important intermediates for the synthesis of trifluoromethyl sulfones and sulfoxides.³ Conventional methods to introduce trifluoromethylthio moiety often require harsh reaction conditions and stoichiometric amounts of transition metals.^{1,4} Recently, efficient methods utilizing milder protocols have been developed. Buchwald demonstrated trifluoromethylthiolation of aryl bromides by employing a palladium catalyst and $AgSCF_3$ reagent.⁵ Aryl bromides and iodides can also be converted to $ArSCF_3$ by a nickel-catalyzed method developed by Vicic.⁶ More recently, Qing group reported the preparation of aryl trifluoromethyl sulfides from aryl boronic acids by a copper-catalyzed method.⁷ All these methods require prefunctionalized starting materials. Consequently, a method for direct trifluoromethylthiolation of aromatic C–H bonds would be highly advantageous due to potential shortening of synthetic pathways.⁸ We report here a method for an auxiliary-assisted sulfenylation of benzamide β -C–H bonds and benzylamine derivative γ -C–H bonds that is promoted by copper(II) acetate (Scheme 1).

Scheme 1. Trifluoromethylsulfenylation



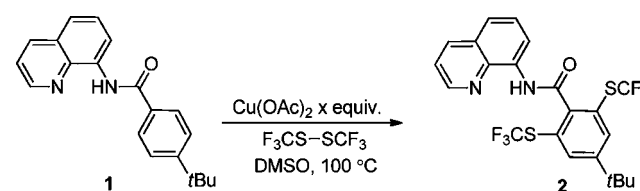
In recent years, abundant first-row transition metals such as copper have been explored as alternative catalysts for C–H bond functionalization.^{9–13} Yu showed that 2-phenylpyridine can be sulfenylated, aminated, halogenated, cyanated, and hydroxylated under copper catalysis.¹⁰ Deprotonative arylation and perfluoroalkylation of arenes and heterocycles using copper catalysis has also been developed.¹¹ Several copper-catalyzed intramolecular heterocycle syntheses have been published.¹² However, only a few methods for C–H bond sulfenylation have

been published, and most of them involve functionalization of 2-phenylpyridine derivatives or deprotonative sulfenylation of acidic heterocycles.¹³ No examples of transition-metal catalyzed C–H bond trifluoromethylsulfenylation have been reported.

In 2005, we introduced picolinic acid and 8-aminoquinoline auxiliaries as removable directing groups for palladium-catalyzed C–H bond arylation.^{14a} Subsequently, these directing groups have been employed in palladium-catalyzed arylation, alkylation, alkoxylation, and intramolecular amination of sp^2 and sp^3 C–H bonds.¹⁴ Reported methods for functionalization of 2-arylpiperidines show that copper catalysis is possible even for nonacidic C–H bonds.^{9a,f–i,10} However, the substrate scope is extremely limited due to presence of a nonremovable pyridine moiety. We hypothesized that 8-aminoquinoline and picolinic acid auxiliaries would facilitate ortho-trifluoromethylsulfenylation of benzoic acid and benzylamine derivatives. Thus, 8-aminoquinoline was chosen as the auxiliary for the reaction optimization. Commercially available and easy-to-handle bis-(trifluoromethyl)disulfide was chosen as the electrophile since most of trifluoromethylsulfide salts are either thermally unstable or not readily available.¹⁵ Moreover, bis(trifluoromethyl)disulfide can act as both thiolating reagent and oxidant. Dimethyl sulfoxide (DMSO) was selected as a solvent due to its ability to oxidize thiols to disulfides, allowing potential in situ regeneration of CF_3SH to $(CF_3S)_2$.¹⁶

The reaction of 8-aminoquinoline 4-*t*-butylbenzoic acid amide with $(CF_3S)_2$ was investigated with respect to the amount of $Cu(OAc)_2$ (Table 1). Stoichiometric copper acetate afforded good conversion to the desired product (entry 1).

Table 1. Optimization of C–H Bond Trifluoromethylsulfenylation^a



entry	x	% yield
1	1	61
2	0.8	70
3	0.5	74
4	0.2	44

^aYields were determined by NMR. See Supporting Information for details.

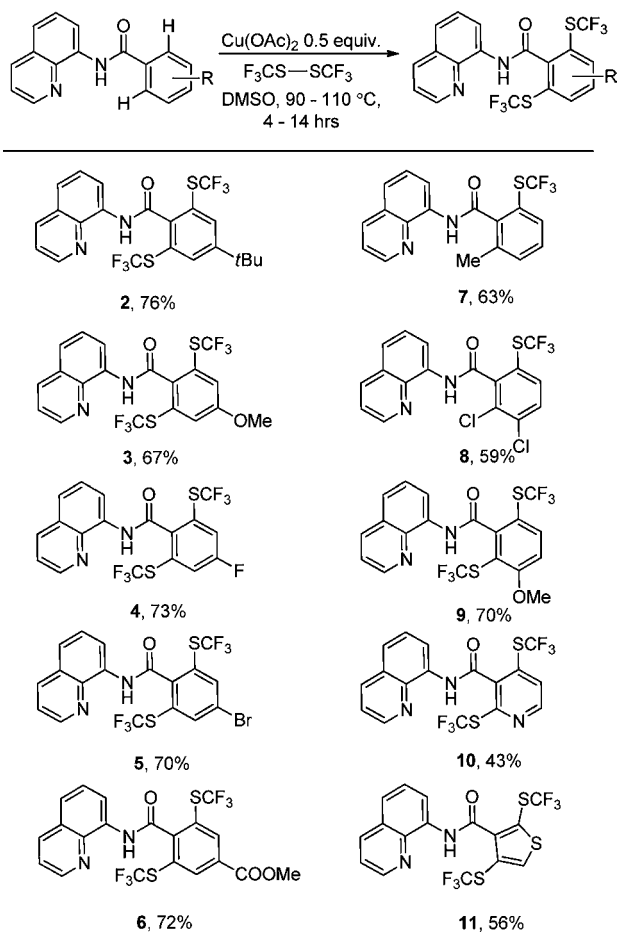
Received: September 17, 2012

Published: October 29, 2012

Decreasing the amount of $\text{Cu}(\text{OAc})_2$ to 0.8 and 0.5 equiv improved the yield of the product (entries 2 and 3). However, if 0.2 equiv $\text{Cu}(\text{OAc})_2$ was employed, only 44% of **2** was formed (entry 4). Consequently, 0.5 equiv of $\text{Cu}(\text{OAc})_2$ was chosen for further studies.

The scope of the reaction with respect to carboxylic acid derivatives is shown in Table 2. Various amides containing

Table 2. Copper-Catalyzed Trifluoromethylsulfenylation of Carboxylic Acid Derivatives^a

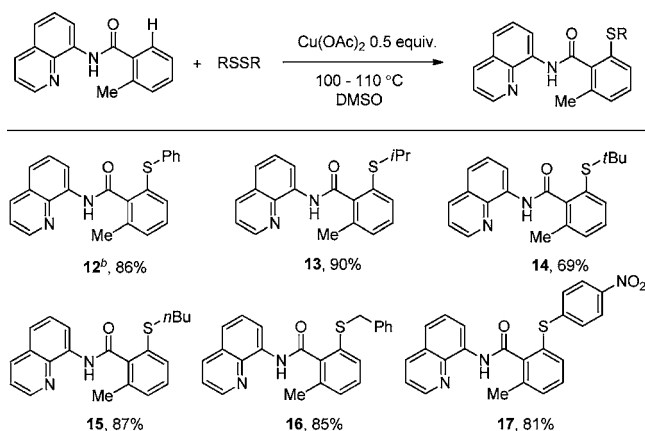


^aYields are isolated yields. Amide (1 equiv), CF_3SSCF_3 (2–2.5 equiv), $\text{Cu}(\text{OAc})_2$ (0.5 equiv), DMSO, 90–110 °C.

different electron donating and withdrawing groups are suitable substrates providing products in moderate to good yields. The reaction does not show any profound electronic preference, and both electron-rich (**2**, **3**, **7**) and electron-poor benzamides (**4**, **5**, **6**, **8**) afford products in good yields. The reaction afforded difunctionalization products even with meta-substituted amides (**9**) in contrast with our previous palladium catalyzed arylation methodology where only monoarylated products were obtained in such cases.^{14a,b} Moreover, the reaction demonstrated excellent functional group tolerance. Bromide (**5**), ester (**6**), and chloride functionalities (**8**) are tolerated. Both five- and six-membered heterocyclic substrates are also reactive. Nicotinamide (**10**) and 3-thiophenecarboxylic acid amide (**11**) were converted to disubstituted products in synthetically useful yields. Selective monotrifluoromethylsulfenylation of *N*-(4-*t*-butylbenzoyl)-8-aminoquinoline could not be achieved under a variety of conditions. Either low conversion or about 1/1 mixture of mono and disubstituted products were obtained.¹⁷

We were pleased to discover that other aryl and alkyl disulfides are also active sulfenyating reagents. Reactions of *o*-toluic acid amide with various disulfides are presented in Table 3. A short optimization revealed that the reaction using

Table 3. Disulfide Scope in C–H Bond Sulfenylation^a



^aYields are isolated yields. Amide (1 equiv), RSSR (2–2.5 equiv), $\text{Cu}(\text{OAc})_2$ (0.5 equiv), DMSO, 100–110 °C. ^b K_2CO_3 additive (1 equiv). Please see Supporting Information for details.

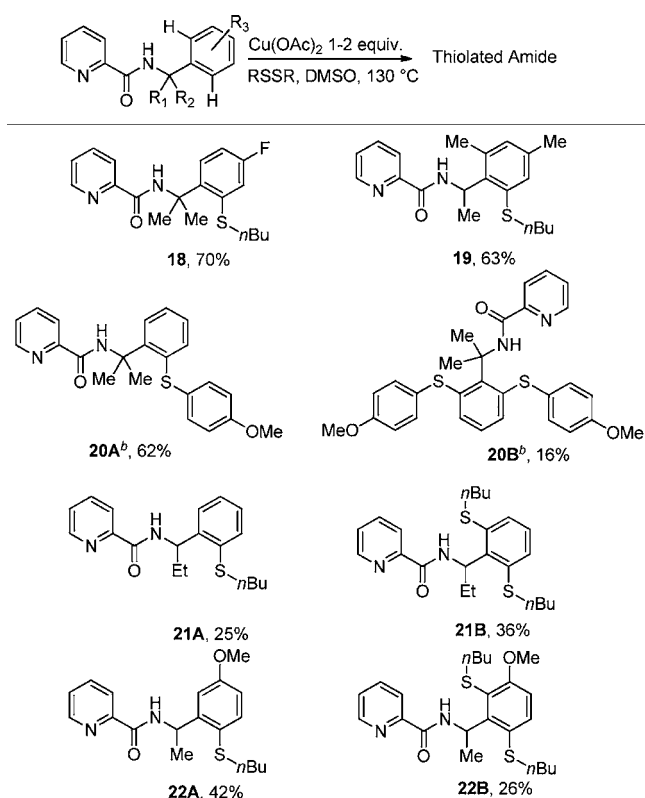
diphenyl disulfide reagent requires K_2CO_3 base in order to achieve high conversion (**12**). Various dialkyl (**13–16**) and diaryl disulfides (**12**, **17**) are reactive and products were obtained in excellent yields. Slightly lower yield was obtained by using di-*t*-butyl disulfide (**14**), presumably due to increased steric bulk. Nitro group is tolerated under the reaction conditions (**17**), further demonstrating the excellent functional group tolerance of the method.

Benzylamine derivatives can also be sulfenylated by employing $\text{Cu}(\text{OAc})_2$, disulfide reagents, and a picolinic acid directing group. In contrast with 8-aminoquinoline benzamides, benzylamine picolinamides require stoichiometric amount of copper(II) acetate promoter and higher reaction temperatures. Using the optimized conditions, various benzylamine derivatives were sulfenylated at γ - sp^2 C–H bonds in moderate to good yields (Table 4). *p*-Fluoro- α,α -dimethylbenzylamine and 2,4-dimethyl- α -methylbenzylamine amides were mono-*n*-butylsulfenylated in good yields (**18** and **19**). *p*-Methoxyphenylsulfenylation of α,α -dimethylbenzylamine picolinamide affords monosubstitution product in 62% yield accompanied by disubstitution product in 16% yield (**20A** and **20B**).

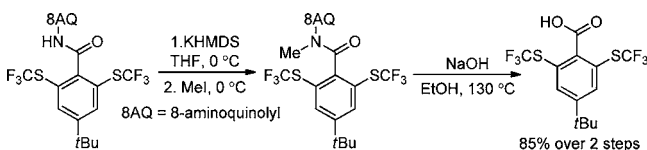
α -Ethylbenzylamine and α -methyl-3-methoxybenzylamine amides gave a mixture of approximately equal amounts of mono- and disubstitution products (**21A**, **21B**, **22A**, and **22B**). Trifluoromethylsulfenylation of *N*-(1-methyl-1-(4-fluorophenyl)ethyl)picolinamide gave 5% yield of monosubstitution product.

While the mechanism of the reaction is unclear at this moment, two relevant observations may be discussed. First, it is known that sulfide ligands stabilize high-valent $\text{Cu}(\text{III})$.¹⁸ In some cases, disulfides can oxidize $\text{Cu}(\text{I})$ to $\text{Cu}(\text{III})$.^{18b} Second, Stahl has shown that nucleophiles can react with arylcopper(III) species affording C-heteroatom coupling products.¹⁹

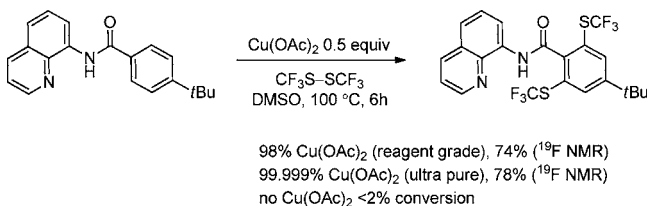
The 8-aminoquinoline group can be efficiently removed in a two-step procedure by amide N-methylation followed by base hydrolysis. The trifluoromethylthiolated acid was obtained in high yield (Scheme 2).

Table 4. Copper-Mediated Sulfenylation of Amine Derivatives^a

^aYields are isolated yields. Amide (1 equiv.), RSSR (2–2.5 equiv.), $\text{Cu}(\text{OAc})_2$ (1–2 equiv.), DMSO, 130 °C. ^b K_2CO_3 additive (1 equiv.).

Scheme 2. Removal of 8-Aminoquinoline Auxiliary

To confirm the role of the copper as an active catalyst, control experiments were performed. With reagent grade and ultrapure $\text{Cu}(\text{OAc})_2$, nearly identical results were obtained, showing that catalysis by contaminants is unlikely. If copper salt was omitted, no product was obtained (Scheme 3).

Scheme 3. Control Experiments

In conclusion, we have developed a method for direct, auxiliary-assisted sulfenylation of β - sp^2 C–H bonds of benzoic acid derivatives and γ - sp^2 C–H bonds of benzylamine derivatives. The reaction employs catalytic or stoichiometric $\text{Cu}(\text{OAc})_2$, disulfide reagent, and DMSO solvent at elevated temperatures. The utilization of inexpensive copper acetate and removable directing group are significant advantages that allow

for an increased usefulness of the reaction. The reaction shows high generality, excellent selectivity toward ortho C–H bonds, as well as good functional group tolerance. This method provides a novel and straightforward way for the preparation of aryl trifluoromethyl thioethers. Mechanistic studies of the transformation as well as attempts to isolate reaction intermediates are in progress.

ASSOCIATED CONTENT**Supporting Information**

Detailed experimental procedures and characterization data for new compounds. This material is available free of charge via the Internet at <http://pubs.acs.org>.

AUTHOR INFORMATION**Corresponding Author**

olafs@uh.edu

Notes

The authors declare no competing financial interest.

ACKNOWLEDGMENTS

We thank the Welch Foundation (Grant No. E-1571), National Institute of General Medical Science (Grant No. R01GM077635), Camille and Henry Dreyfus Foundation, and Norman Hackerman Advanced Research Program for supporting this research.

REFERENCES

- (1) (a) Leroux, F.; Jeschke, P.; Schlosser, M. *Chem. Rev.* **2005**, *105*, 827–856. (b) Boiko, V. N. *Beilstein J. Org. Chem.* **2010**, *6*, 880–921.
- (2) (a) Jeschke, P. *Pest Manag. Sci.* **2010**, *66*, 10–27. (b) Yagupol'skii, L. M.; Il'chenko, A. Y.; Kondratenko, N. V. *Russ. Chem. Rev.* **1974**, *43*, 64–94. (c) Hansch, C.; Leo, A.; Unger, S. H.; Kim, K. H.; Nikaitani, D.; Lien, E. J. *J. Med. Chem.* **1973**, *16*, 1207–1216.
- (3) (a) Xu, L.; Cheng, J.; Trudell, M. L. *J. Org. Chem.* **2003**, *68*, 5388–5391. (b) Tang, R.-Y.; Zhong, P.; Lin, Q.-L. *J. Fluorine Chem.* **2007**, *128*, 636–640. (c) Marom, H.; Antonov, S.; Popowski, Y.; Gozin, M. *J. Org. Chem.* **2011**, *76*, 5240–5246. (d) Kirsch, P.; Lenges, M.; Kühne, D.; Wanczek, K.-P. *Eur. J. Org. Chem.* **2005**, 797–802.
- (4) (a) Manteau, B.; Pazenok, S.; Vors, J.-P.; Leroux, F. R. *J. Fluorine Chem.* **2010**, *131*, 140–158. Electrophilic trifluoromethylsulfenylation: (b) Baert, F.; Colomb, J.; Billard, T. *Angew. Chem., Int. Ed.* **2012**, *51*, 10382–10385.
- (5) Teverovskiy, G.; Surry, D. S.; Buchwald, S. L. *Angew. Chem., Int. Ed.* **2011**, *50*, 7312–7314.
- (6) (a) Zhang, C.-P.; Vacic, D. A. *J. Am. Chem. Soc.* **2012**, *134*, 183–185. (b) Zhang, C.-P.; Vacic, D. A. *Chem. Asian J.* **2012**, *7*, 1756–1758.
- (7) Chen, C.; Xie, Y.; Chu, L.; Wang, R.-W.; Zhang, X.; Qing, F.-L. *Angew. Chem., Int. Ed.* **2012**, *51*, 2492–2495.
- (8) Reviews: (a) Colby, D. A.; Bergman, R. G.; Ellman, J. A. *Chem. Rev.* **2010**, *110*, 624–655. (b) Ackermann, L.; Vicente, R.; Kapdi, A. R. *Angew. Chem., Int. Ed.* **2009**, *48*, 9792–9826. (c) Chen, X.; Engle, K. M.; Wang, D.-H.; Yu, J.-Q. *Angew. Chem., Int. Ed.* **2009**, *48*, 5094–5115. (d) Seregin, I. V.; Gevorgyan, V. *Chem. Soc. Rev.* **2007**, *36*, 1173–1193. (e) Lyons, T. W.; Sanford, M. S. *Chem. Rev.* **2010**, *110*, 1147–1169. (f) Daugulis, O.; Do, H.-Q.; Shabashov, D. *Acc. Chem. Res.* **2009**, *42*, 1074–1086. (g) Alberico, D.; Scott, M. E.; Lautens, M. *Chem. Rev.* **2007**, *107*, 174–238. (h) Messaoudi, S.; Brion, J.-D.; Alami, M. *Eur. J. Org. Chem.* **2010**, 6495–6516. (i) Yeung, C. S.; Dong, V. M. *Chem. Rev.* **2011**, *111*, 1215–1292. (j) Sun, C.-L.; Li, B.-J.; Shi, Z.-J. *Chem. Commun.* **2010**, 677–685. (k) Li, C.-J. *Acc. Chem. Res.* **2009**, *42*, 335–344. (l) Jazzar, R.; Hitce, J.; Renaudat, A.; Sofack-Kreutzer, J.; Baudoin, O. *Chem.–Eur. J.* **2010**, *16*, 2654–2672. (m) Catellani, M.; Motti, M.; Della Ca', N.; Ferraccioli, R. *Eur. J. Org. Chem.* **2007**, 4153–4165.

(9) (a) Wendlandt, A. E.; Suess, A. M.; Stahl, S. S. *Angew. Chem., Int. Ed.* **2011**, *50*, 11062–11087. (b) Kitahara, M.; Umeda, N.; Hirano, K.; Satoh, T.; Miura, M. *J. Am. Chem. Soc.* **2011**, *133*, 2160–2162. (c) Nishino, M.; Hirano, K.; Satoh, T.; Miura, M. *Angew. Chem., Int. Ed.* **2012**, *51*, 6993–6997. (d) Li, Z.; Bohle, D. S.; Li, C.-J. *Proc. Natl. Acad. Sci. U.S.A.* **2006**, *103*, 8928–8933. (e) Ban, I.; Sudo, T.; Taniguchi, T.; Itami, K. *Org. Lett.* **2008**, *10*, 3607–3609. (f) Wang, W.; Luo, F.; Zhang, S.; Cheng, J. *J. Org. Chem.* **2010**, *75*, 2415–2418. (g) Wang, W.; Pan, C.; Chen, F.; Cheng, J. *Chem. Commun.* **2011**, *47*, 3978–3980. (h) Uemura, T.; Imoto, S.; Chatani, N. *Chem. Lett.* **2006**, *35*, 842–843. (i) John, A.; Nicholas, K. M. *J. Org. Chem.* **2011**, *76*, 4158–4162. (j) Wang, Q.; Schreiber, S. L. *Org. Lett.* **2009**, *11*, 5178–5180. (k) King, A. E.; Huffman, L. M.; Casitas, A.; Costas, M.; Ribas, X.; Stahl, S. S. *J. Am. Chem. Soc.* **2010**, *132*, 12068–12073. (l) Usui, S.; Hashimoto, Y.; Morey, J. V.; Wheatley, A. E. H.; Uchiyama, M. *J. Am. Chem. Soc.* **2007**, *129*, 15102–15103. (m) Holland, P. L.; Rodgers, K. R.; Tolman, W. B. *Angew. Chem., Int. Ed.* **1999**, *38*, 1139–1142.

(10) (a) Chen, X.; Hao, X.-S.; Goodhue, C. E.; Yu, J.-Q. *J. Am. Chem. Soc.* **2006**, *128*, 6790–6791. (b) Chen, X.; Dobereiner, G.; Hao, X.-S.; Giri, R.; Mangel, N.; Yu, J.-Q. *Tetrahedron* **2009**, *65*, 3085–3089.

(11) (a) Do, H.-Q.; Daugulis, O. *J. Am. Chem. Soc.* **2007**, *129*, 12404–12405. (b) Do, H.-Q.; Khan, R. M. K.; Daugulis, O. *J. Am. Chem. Soc.* **2008**, *130*, 15185–15192. (c) Do, H.-Q.; Daugulis, O. *J. Am. Chem. Soc.* **2009**, *131*, 17052–17053. (d) Do, H.-Q.; Daugulis, O. *J. Am. Chem. Soc.* **2011**, *133*, 13577–13586. (e) Popov, I.; Lindeman, S.; Daugulis, O. *J. Am. Chem. Soc.* **2011**, *133*, 9286–9289.

(12) (a) Brasche, G.; Buchwald, S. L. *Angew. Chem., Int. Ed.* **2008**, *47*, 1932–1934. (b) Bernini, R.; Fabrizi, G.; Sferrazza, A.; Cacchi, S. *Angew. Chem., Int. Ed.* **2009**, *48*, 8087–8081. (c) Ueda, S.; Nagasawa, H. *Angew. Chem., Int. Ed.* **2008**, *47*, 6411–6413. (d) Ueda, S.; Nagasawa, H. *J. Org. Chem.* **2009**, *74*, 4272–4277. (e) Guru, M. M.; Ali, M. A.; Punniyamurthy, T. *Org. Lett.* **2011**, *13*, 1194–1197. (f) Wang, H.; Wang, Y.; Peng, C.; Zhang, J.; Zhu, Q. *J. Am. Chem. Soc.* **2010**, *132*, 13217–13219.

(13) (a) Zhang, S.; Qian, P.; Zhang, M.; Hu, M.; Cheng, J. *J. Org. Chem.* **2010**, *75*, 6732–6735. (b) Chu, L.; Yue, X.; Qing, F.-L. *Org. Lett.* **2010**, *12*, 1644–1647. (c) Ranjit, S.; Lee, R.; Heryadi, D.; Shen, C.; Wu, J.; Zhang, P.; Huang, K.-W.; Liu, X. *J. Org. Chem.* **2011**, *76*, 8999–9007. (d) Dai, C.; Xu, Z.; Huang, F.; Yu, Z.; Gao, Y.-F. *J. Org. Chem.* **2012**, *77*, 4414–4419.

(14) (a) Zaitsev, V. G.; Shabashov, D.; Daugulis, O. *J. Am. Chem. Soc.* **2005**, *127*, 13154–13155. (b) Shabashov, D.; Daugulis, O. *J. Am. Chem. Soc.* **2010**, *132*, 3965–3972. (c) Nadres, E. T.; Daugulis, O. *J. Am. Chem. Soc.* **2012**, *134*, 7–10. (d) He, G.; Zhao, Y.; Zhang, S.; Lu, C.; Chen, G. *J. Am. Chem. Soc.* **2012**, *134*, 3–6.

(15) (a) Tyrra, W.; Naumann, D.; Hoge, B.; Yagupolskii, Y. L. *J. Fluorine Chem.* **2003**, *119*, 101–107. (b) Tavener, S. J.; Adams, D. J.; Clark, J. H. *J. Fluorine Chem.* **1999**, *95*, 171–176. (c) Adams, D. J.; Clark, J. H.; Heath, P. A.; Hansen, L. B.; Sanders, V. C.; Tavener, S. J. *J. Fluorine Chem.* **2000**, *101*, 187–191. (d) Clark, J. H.; Smith, H. *J. Fluorine Chem.* **1993**, *61*, 223–231. (e) Dmowski, W.; Haas, A. *J. Chem. Soc., Perkin Trans. 1* **1987**, 2119–2124. (f) Emeléus, H. J.; MacDuffie, D. E. *J. Chem. Soc.* **1961**, 2597–2599.

(16) Wallace, T. J. *J. Am. Chem. Soc.* **1964**, *86*, 2018–2021.

(17) Please see Supporting Information for details.

(18) (a) Beurskens, P. T.; Cras, J. A.; Steggerda, J. *J. Inorg. Chem.* **1968**, *7*, 810–813. (b) Willert-Porada, M. A.; Burton, D. J.; Baenziger, N. C. *J. Chem. Soc., Chem. Commun.* **1989**, 1633–1634.

(19) Huffman, L. M.; Stahl, S. S. *J. Am. Chem. Soc.* **2008**, *130*, 9196–9197.